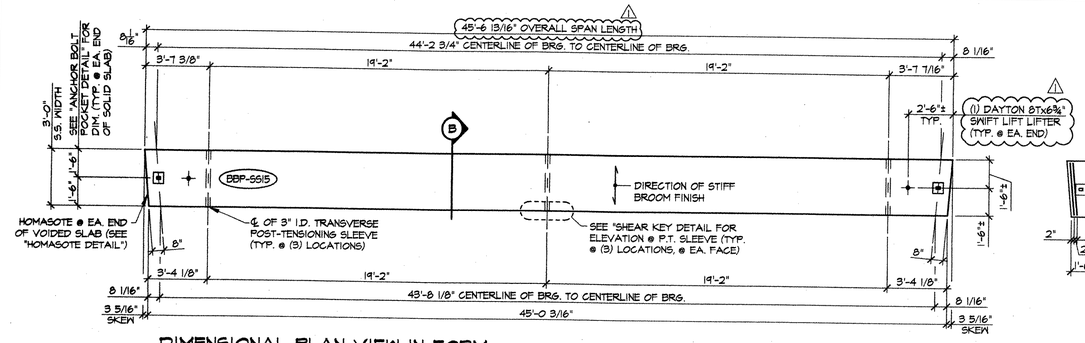

DIMENSIONAL PLAN VIEW IN FORM

1/4" = 1'-0"

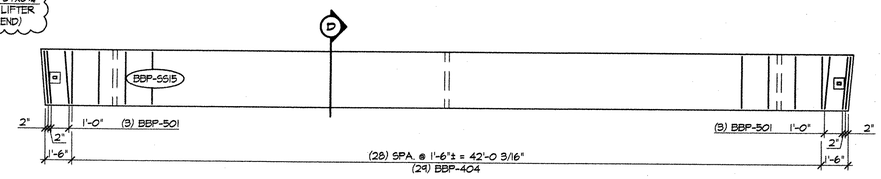

REINFORCING PLAN VIEW IN FORM

1/4" = 1'-0"

HOMASOTE DETAIL

3" = 1'-0"

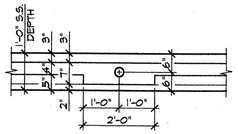

SHEAR KEY DETAIL

1/2" = 1'-0"

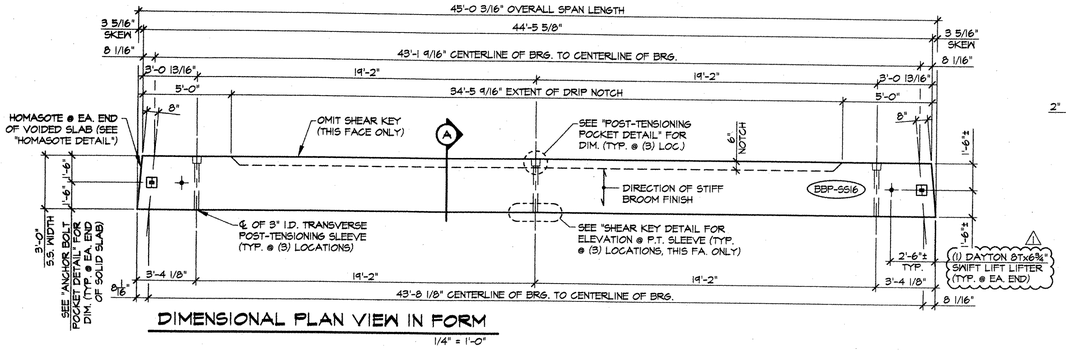

DIMENSIONAL PLAN VIEW IN FORM

1/4" = 1'-0"

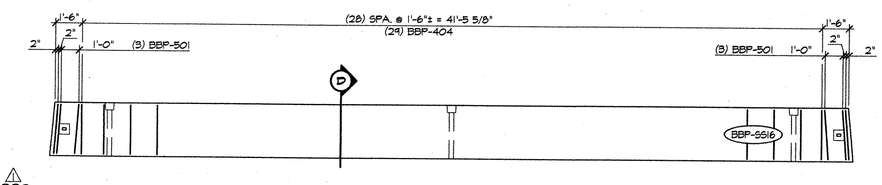

REINFORCING PLAN VIEW IN FORM

1/4" = 1'-0"

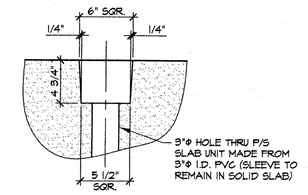

POST-TENSIONING POCKET DETAIL

1 1/2" = 1'-0"

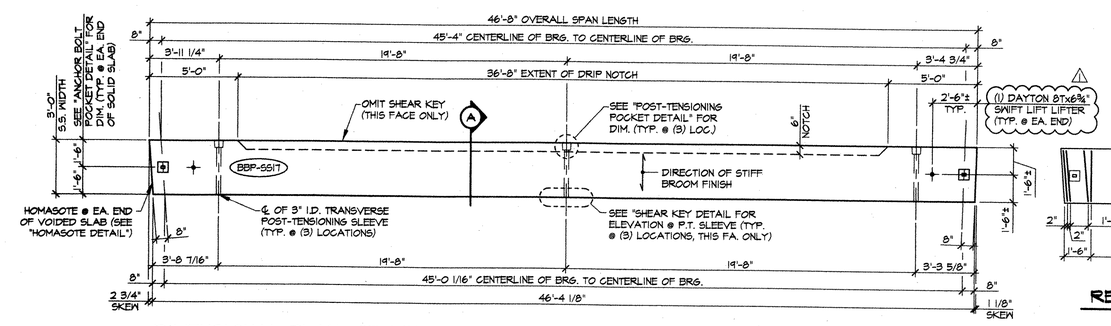

DIMENSIONAL PLAN VIEW IN FORM

1/4" = 1'-0"

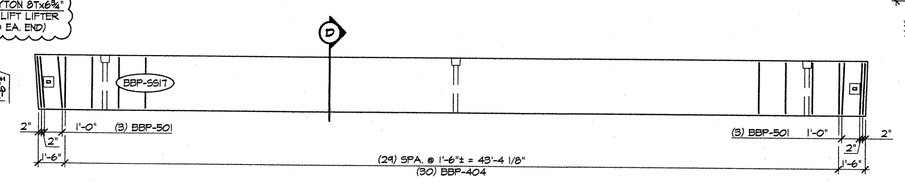

REINFORCING PLAN VIEW IN FORM

1/4" = 1'-0"

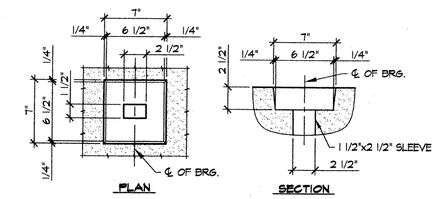

ANCHOR BOLT POCKET DETAIL

1 1/2" = 1'-0"

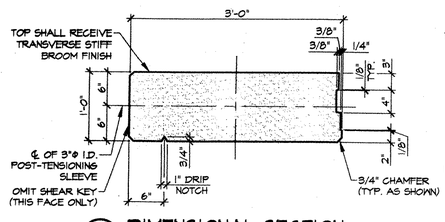

A DIMENSIONAL SECTION

1" = 1'-0"

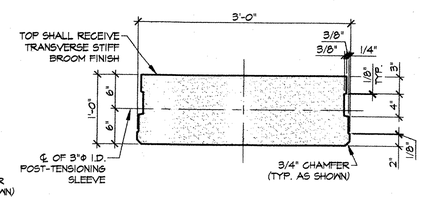

B DIMENSIONAL SECTION

1" = 1'-0"

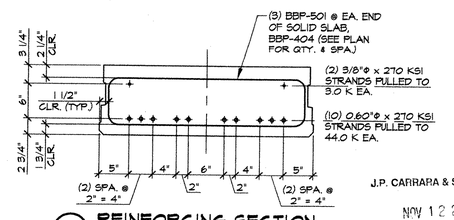

D REINFORCING SECTION

1" = 1'-0"

J.P. CARRARA & SONS, INC.

NOV 12 2003

ISSUED FOR PRODUCTION

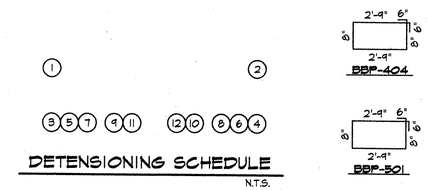

DETENSIONING SCHEDULE

N.T.S.

MARK: BBP-SS15	QTY.: 1	WT.: 9.99 T	VOL.: 4.93 cy	△1 f'ci = 4,000 PSI f'c = 6,000 PSI	
MARK: BBP-SS16	QTY.: 1	WT.: 9.90 T	VOL.: 4.89 cy		
MARK: BBP-SS17	QTY.: 1	WT.: 10.28 T	VOL.: 5.08 cy		

MATERIAL LIST / SOLID SLAB

ITEM	MARK	DESCRIPTION	QTY./SLAB SS15	SS16	SS17
1	404	#4 BENT BAR	29	29	30
2	501	#5 BENT BAR	6	6	6
3					
4	△1	DAYTON 8T x 6 3/4" SWIFT LIFT LIFTER	2	2	2
5					

△1 11-11-03 REVISED AS NOTED

APPROVAL STAMP:

RECEIVED
OK'D BY ____ OK'D BY ____
NOV 14 2003
RESUBMIT ____ APPROVED ✓
BY ____ DATE 12/3/03

J.P. CARRARA & SONS INC.
Precast & Prestress Manufacturer
2464 CASE STR., MIDDLEBURY, VERMONT 05753 Phone:(802)388-6361 Fax:(802)388-9010

KUBRICKY CONSTRUCTION CORP.
CONTRACTOR
GLENS FALLS, NEW YORK

STATE OF VERMONT
AGENCY OF TRANSPORTATION

TOWN OF COLCHESTER
PROJECT NUMBER: STP BIKE (48)

P/S SOLID SLAB DETAILS

DATE: SEPT. 26, 2003
SCALE: NOTED
CHKD: DFTM: B.L.
JOB NO: 23169-03
DWG. NO: SS6
105

F:\VT-Bridges\23169-03 Burlington Bike Path\23169-SS6.dwg, 11/11/2003 04:24:42 PM